

Deriving from the classic and sturdy design of the Elegant series screens, the Tab-Tension motorized screen takes it further. A unique adjustable tensional system ensures an image that's perfectly flat at all time. The enhanced cinema material is specifically designed for all high definition feeds. Suitable for venues that range from home theatres to media rooms.

Tab-Tension Motorized

Product Specifications

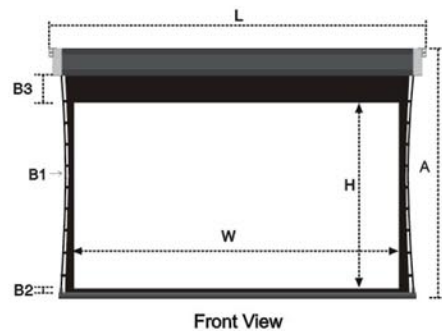
Format	Model	Specification (inch)	Viewing Area WxH (mm)	L (mm)	A (mm)	B1 (mm)	B2 (mm)	B3 (mm)	Package LxRxW (mm)	Net/Gross Weight (kg)	PS WMS	PS SMS
4:3	LF-M72	72	1460x1098	2000	1733	100	50	400	2501x215x170	17.1/20.7	✓	✓
	LF-M84	84	1707x1280	2247	1915	100	50	400	2712x215x170	20.1/21.5	✓	✓
	LF-M100	100	2032x1524	2572	2159	100	50	400	3042x215x170	20.5/26.3	✓	✓
	LF-M120	120	2438x1829	2978	2464	100	50	400	3443x215x170	24.6/28.7	✓	✓
	LF-M77	77	1705x958	2247	1593	100	50	400	2712x215x170	16.8/21.5	✓	✓
16:9	LF-M92	92	2037x1145	2572	1780	100	50	400	3042x215x170	22.1/24.5	✓	✓
	LF-M100	100	2214x1245	2754	1880	100	50	400	3219x215x170	20.5/26.0	✓	✓
	LF-M106	106	2346x1320	2886	1955	100	50	400	3351x215x170	21.5/28.5	✓	✓
	LF-M120	120	2656x1494	3196	2129	100	50	400	3661x215x170	24.3/30.5	✓	✓
	LF-M150	150	3320x1867	4064	2502	100	50	400	4529x250x180	45.1/53.5	✓	✓

Note:
 1. Due to product updates, sizes and specifications are subject to change at any time. The tolerance for L is approximately ± 5mm (3/16 inches).
 2. Actual dimension is measured by: total screen length L x end cap depth x end cap height
 3. Screens larger than 150" (16:9) use end cap A1, while screens smaller than 150" (4:3) use end cap A2.

Control Options

Tab-Tension motorized screens come standard with a 3-way in-line switch. Optional remote control system or 12V trigger is also available. For detailed information, please refer to "Control Systems" on Page 45-46.

2-D Views

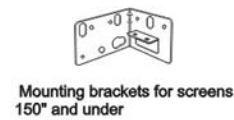
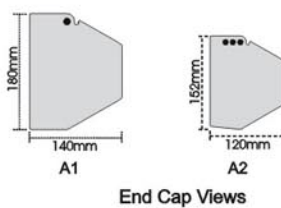


Installation

Tab-Tension motorized screens come standard with heavy-duty brackets. Please refer to Elegant Series installation page on Page 38.

Voltage and Frequency

Voltage	Frequency	Watts	Application
220V/120V/100V	50Hz/60Hz	90W/80W	Applicable to motorized screens 150" and under



All Grandview motorized screens use a special rubber anti-noise and anti-vibration mechanism on the roller. This mechanism greatly absorbs and reduces impact and ensures a quiet and smooth operation. Even after extensive testing of the high quality core of over ten thousand revolutions, the motor remains durable and efficient.



With a stylish velvet wrapped aluminium alloy frame and enhanced cinema material, the Permanent Fixed-Frame is the enthusiast's choice for use in a dedicated application. The material is specifically designed for all high definition feeds. The solid structure and tensioning system ensures the screen is always perfectly flat and the picture flawless.

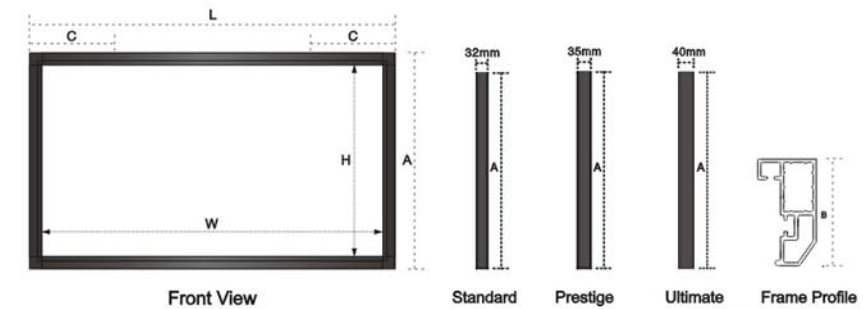
Permanent Fixed-Frame

Product Specifications

Format	Model	Specification (inch)	Viewing Area WxH (mm)	Frame size B (mm)	C (mm)	Package Length (mm)	Net Weight (kg)	Gross (kg)	PS WMS	PS SMS	Rear Fabric			
4:3	Elegant	60	1219 x 914	60	300	1472	7.3	11.1	✓	✓	✓			
		72	1463 x 1097	60	400	1716	8.6	13.0	✓	✓	✓			
		84	1707 x 1280	60	400	1960	10.0	14.8	✓	✓	✓			
	Prestige	Ultimate	100	2032 x 1524	60 / 80 / 100	500	2290 / 2325 / 2431	11.8 / 12.3 / 15.0	17.4 / 18.7 / 20.7	✓	✓	✓		
			120	2438 x 1829	60 / 80 / 100	600	2691 / 2726 / 2832	14.3 / 14.7 / 18.1	20.7 / 22.2 / 24.6	✓	✓	✓		
			150	3048 x 2286	80 / 100	700	3336 / 3442	18.5 / 23	27.5 / 30.8	✓	✓	✓		
			180	3658 x 2743	80 / 100	900	3946 / 4052	22.6 / 28.2	33.1 / 37.3	✓	✓	✓		
			Elegant	Ultimate	77	1704 x 958	60	400	1960	8.9	13	✓	✓	✓
					80	1771 x 996	60	400	2024	9.2	13.5	✓	✓	✓
					92	2037 x 1145	60 / 80 / 100	500	2290 / 2325 / 2431	10.5 / 11 / 13.3	15.3 / 17.9 / 19.1	✓	✓	✓
100	2214 x 1245	60 / 80 / 100			500	2467 / 2502 / 2608	11.4 / 11.9 / 14.5	16.5 / 19.3 / 20.7	✓	✓	✓			
Prestige	Ultimate	106	2346 x 1320	60 / 80 / 100	600	2599 / 2634 / 2750	12.1 / 12.5 / 15.3	17.4 / 20.3 / 21.9	✓	✓	✓			
		120	2656 x 1494	60 / 80 / 100	600	2909 / 2944 / 3050	13.7 / 14.2 / 17.5	19.9 / 22.8 / 24.6	✓	✓	✓			
		150	3320 x 1867	80 / 100	800	3608 / 3714	15.5 / 18.7	26.5 / 28.8	✓	✓	✓			
		180	3984 x 2240	100	900	4378	27.1	38.5	✓	✓	✓			
		200	4427 x 2489	100	1000	4821	30.5	41.5	✓	✓	✓			
		Elegant	Ultimate	103	2407 x 1025	60/80/100	600	2860/2895/2801	12.2/12.6/15.8	18.5/20/22.3	✓	✓	✓	
115	2687 x 1145			60/80/100	600	2940/2975/3081	12.8/13.1/16.4	18.9/21.8/23.5	✓	✓	✓			
125	2921 x 1245			60/80/100	700	3174/3209/3315	13.7/14/17.2	22/25/27.3	✓	✓	✓			

Note:
 1. Standard frame is represented by model LF-PS+, Prestige frame by LF-PU+, and Ultimate frame by LF-PP+
 2. Standard frame measures 60mm, Prestige frame is 80mm, and Ultimate frame is 100mm. With multiple measurements, sizing starts from small to large.
 3. Product package size is measured as L (length) x W (depth) x H (height). Standard packaging (WxH) is 220x135mm, Prestige packaging (WxH) is 270x175mm, and Ultimate packaging (WxH) is 282x172mm.
 4. The basic measurements of the new Prestige are the same as listed above except for weight and package volume. Please refer to unit's actual dimensions.
 5. Due to product updates, sizes and specifications are subject to change at any time. The tolerance for L is approximately ± 5mm (3/16 inches).

2-D Views



The new Prestige model comes with an easy installation kit utilizing innovative rail mounting brackets. This installation kit is made for easy installation in various locations including wood and concrete walls. Designed for easy alignment, different screw sizes can be used with the closely positioned screw holes. With the rail mounting brackets, the installation is secure yet flexible in allowing the screen to adjust horizontally. The position connection bar on the frame allows it to simply insert into the brackets.

